


Demographic Snapshot

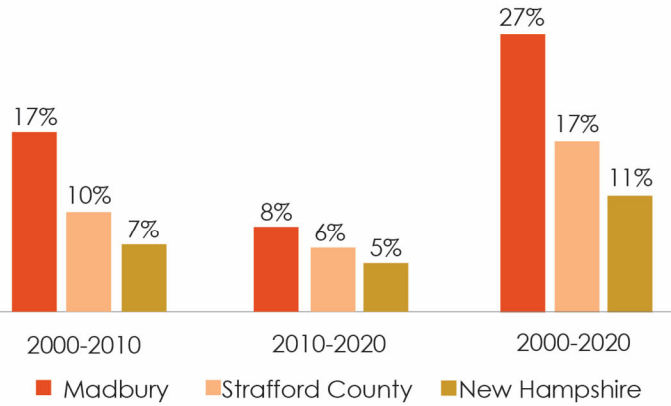
Population in 2020
1,918



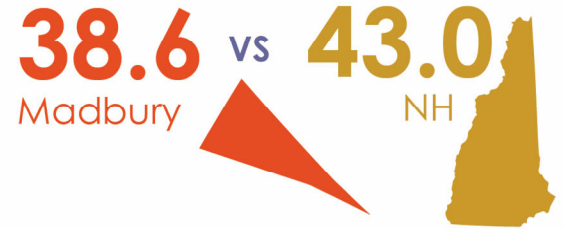
+14%

Projected increase in population between 2020 and 2050

Percent Change in Population



Median Age in 2021



+8%

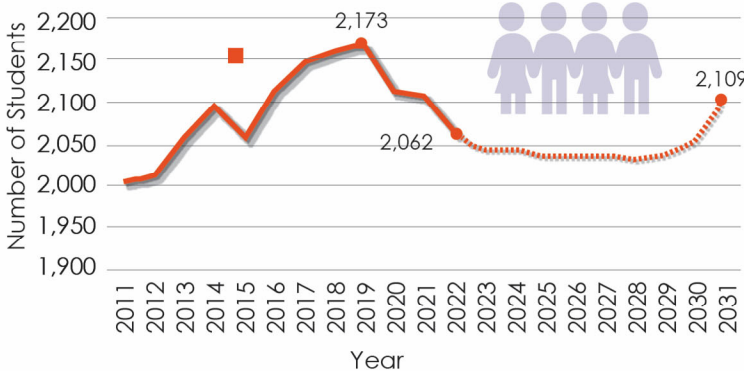
Median age increased 8% over the last decade



2x

Share of the population age 65+ doubled over the last decade

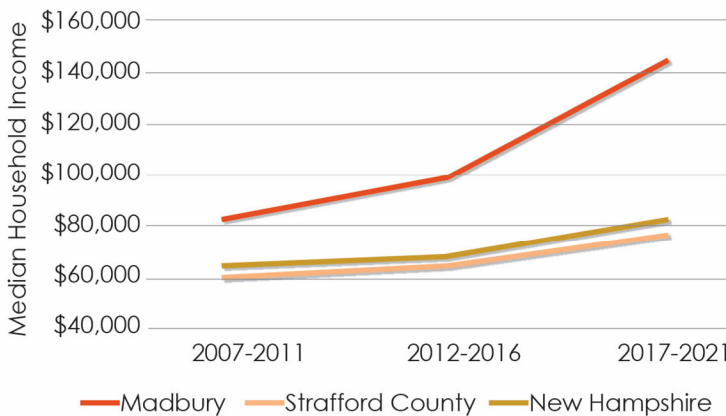
Oyster River School District Enrollment



3%

3% of the population is below the poverty level

Median household income



Average travel time to work is 26.7 minutes

1%

1% of the working population over age 16 is unemployed



2023

Madbury, NH

Sources: Decennial Census and 5-Year American Community Survey Estimates